

TO LET

Manufacturing and Logistics Facility, Copland Way, Beccles

POA

 100,520 Sq Ft

Reference: BECELL1

Industrial



PROPERTY DESCRIPTION



Business Rates


£515,000 Rateable Value, payable to East Suffolk Council

KEY FEATURES

- 100,520 sq ft industrial / logistics facility
- May split from approximately 30,000 sq ft
- 762 kVA power supply
- 7m eaves height
- Two secure service yards
- Roller shutter loading doors
- Parking for approximately 75 vehicles
- Established commercial location
- Suitable for manufacturing, warehousing and logistics uses
- Additional open storage land available

GALLERY





LOCATION

Beccles Business Park Copland Way, Beccles, Suffolk, NR34 7TL



Peter Colby Commercials

School Lane, Sprowston

NR7 8TL

T: 01603253855

E: info@pccproperty.co.uk